



HARVEST HOME  
PRIMARY SCHOOL

# Specialist Newsletters

## TERM 2

Welcome to our Term 2 Specialist newsletter!

Click the headings below, to find out more information about what is happening in each Specialist this term!

**Spanish**

**Visual Arts**

**Physical Education**

**Mindfulness**

**Science**

**S.T.E.A.M**

**KAIZEN**

## Meet our Specialist Teachers for 2024!



**Spanish**



**Visual Arts**



**Visual Arts**



**Physical Education**



**Physical Education**



**Mindfulness**



**Mindfulness**



**Science**



**Science**

We are proud to acknowledge the Wurundjeri people as the traditional custodians of this land.



**S.T.E.A.M**



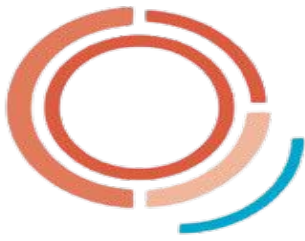
**S.T.E.A.M**



**S.T.E.A.M**



**S.T.E.A.M**



HARVEST HOME  
PRIMARY SCHOOL

# Spanish Newsletter

TERM 2

## ¡Bienvenido al boletín español!



¡Hola chicos y bienvenidos de nuevo a nuestro boletín en español! Welcome back to our Spanish Newsletter! There has been lots of exciting work in Spanish for our HHPS students this term!

### Student Feedback-

What are you enjoying in Spanish this term?

"I love learning new Spanish words and doing fun activities!"  
-Ali, Year 1

"I like how quizlet is helping me learn."  
-Karim, Year 3

-I love learning Spanish. There is so much we can learn each week and it makes it fun playing games at the end of class! -Rian, Year 3

### Reminders

- If you are in Year 3-6, bring your device to Spanish every week!
- Mindfully Spanish club meets every Friday in Break One!

# PREP

Our prep students have had a great start to the year in Spanish! We are learning to say animals in Spanish and sing animal related songs in Spanish. Students will be learning to say family vocabulary in Spanish and describe who is in their family in Spanish. ¡Excelente!



# YEAR 1+2



Our Year 1-2 students have been excelling at their Spanish learning! This term, students are learning to say animals in Spanish and use sentence starters to say their favourite animals. Year 1-2 students will be learning about Spanish culture and which countries speak Spanish. ¡Muy bien!

# YEAR 3+4

Year 3-4 students have been learning new Spanish vocabulary! Students are learning how to say days of the week, months and weather in Spanish. Students will be completing a weather project by the end of the term! ¡Asombroso!



# YEAR 5+6



Year 5-6 students are learning various Spanish vocabulary words! Students are choosing a category they are interested in and practising saying those words in Spanish! Students will be creating a game or book to teach younger students their topic in Spanish. ¡Perfecto!



# Harvest Home Visual Arts Newsletter



Term 2, 2024

## PREPS - Printing

This term in Visual Arts our term topic is Printing. We are building on our skills learnt in Term One and exploring new equipment and materials. We have already done tabletop printing, press printing and we are starting to make our foam print templates for printing as well. We are learning how printing is different to painting and learning lots of new printing skills.



## Year 1 & 2 - collage famous works of art

The Year 1 and 2 students are doing collage this term by recreating some famous works of art. So far we have created a collage of Andy Warhol's Cats, and we are about to create some pumpkin collages inspired by Yayoi Kusama's spotted pumpkin sculptures and prints.





# Harvest Home Visual Arts Newsletter

Term 2, 2024

## Year 3/4 Chinese ink painting

The Year 3 and 4's are learning Chinese ink painting using traditional brushes and techniques. So far we have learnt how to paint bamboo and cherry blossom using chinese calligraphy brushes. We have explored the long format of Chinese scroll painting and will be making our own mini cherry blossom scroll paintings.



## Year 5/6 - Clay Sculpture

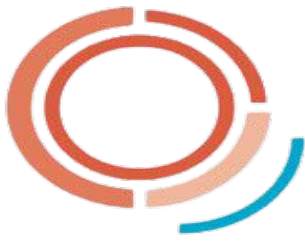
The Year 5 and 6 classes are planning for a Clay Sculpture of their own design, thinking of how to make the work and what tools they will use. We are currently in the design phase. We are looking at how to slip, score and join and learning about the use of the clay tools, which will assist in the planning and making phase. Year 5 and 6 classes doing clay will need to bring in two small plastic bags to wrap their work.



If you haven't already done so, please send a labelled art smock or old t-shirt in for your child as they need something to keep their uniforms clean. Many thanks, Melissa







HARVEST HOME  
PRIMARY SCHOOL

# Physical Education Newsletter

TERM 2

Welcome back to another big term in the PE space!

Please remind your child/ren to bring a drink bottle to PE so we can fully maximise our learning time and hats are still encouraged during outside lessons!

## Term 2 Sports Events!

**April 17th** - HHPS 4-6 Cross Country

**April 30th** - Bridge Inn District Cross Country (selected students)

**May 14th** - T-Ball Gala Day (selected students)

**May 17th** - Walk to School Day

## Cross Country!

On Wednesday the 17th of April, we ran a HHPS Cross Country for our Year 4 -6 students.

Students were able to run around the oval, before leaving the school grounds and returning to finish on the Hard Courts.

It was great to see the excitement and participation of all students.

Well done to everyone involved on the day!

## What did you think about our HHPS 4-6 Cross Country?

"It was really cool seeing all of the teachers cheering and supporting us."

Ema ( Year 5)

"It was fun running along the Edgars Creek Trail."

Isaac T. (Year 5)

"It was fun to challenge ourselves."

Samar (Year 4)



# PREP

In Term Two, our Prep students will continue to refine their throwing skills before making connections with catching. Prep students will then participate in a gymnastics unit working on their balance, rolling and skipping. The term will finish with a brief dance unit where students will learn and perform a simple dance.



# YEAR 1+2



Our Year One and Two students will explore key fundamental skills of Striking and Fielding before moving into their gymnastics unit. In Gymnastics students will focus on balance, stretching, rolling and hopping. Year One and Two students will finish their term with a dance unit focusing on making and performing.

# YEAR 3+4

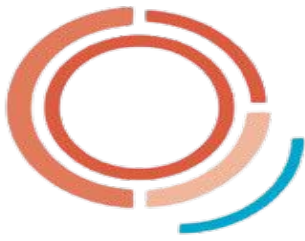
Term Two will see our Year Three and Four students focus on striking and fielding before applying the skills in minor games. Students will then move into a Gymnastics unit looking at different movements. Our final focus for the term will also be Dance where students will create, perform and discuss their dance.



# YEAR 5+6



Throughout Term Two our Year Five and Six students will explore striking and fielding in activities and minor games. They will also complete a unit on Gymnastics and Dance. Year Six students will also participate in weekly Interschool Sports rounds. The sports this term are Netball, AFL and European Handball.



HARVEST HOME  
PRIMARY SCHOOL

# Mindfulness Newsletter

TERM 2



Welcome to our second Mindfulness newsletter of the year! There has already been so much learning this term, from identifying what makes a good friend with our P-2 to navigating maintaining friendships in Year 6.



Meet Louisa and Marina, your Mindfulness teachers this year!

Our top 3 things to do with our friends are:

- Go for walks or picnics at the park
- Watch movies and TV shows
- Read books and play goals



## What Makes a Good Friend at HHPS?



**Jude & Abel - Prep**

They play hide and seek with you. They can be nice to you and hug you.



**Ava - Year 4**

A good friend is when you care about your friend and don't call them names. You always include them when you're playing a game.



**Moosa - Year 3**

Someone who is kind, caring and honest. They are also an upstander.



**Yara E - Year 5**

Someone that listens and supports you. They are always there for you during the good times and the bad.

## Seesaw

Our Year 2 - 6 students will be using an app called **Seesaw** in Mindfulness. This works best when downloaded on the device.

You can download the app or visit the website by clicking below!



## Reminders

If you're in Year 2 - Year 6, remember to bring your device to Mindfulness each week!





# PREP

Our Prep learners have been working on building their understanding around friendship and identifying what makes a good friend. Students have been working on how they can be a good friend by identifying 'friendly' and 'unfriendly' behaviours. They have been exploring this through stories, drawings and modelling this through play and team building activities. Later this term, they will be exploring emotional responses based on their actions and practising skills that will help them to continue to be good friends.



# YEAR 1+2



Our Year 1 and 2 program focuses on developing students awareness of their own and others strengths in friendships and identifying qualities of a healthy relationship. They have begun the term with exploring what makes and doesn't make a 'good' friend and how they can interact positively with others. They have demonstrated this by sorting statements that make a 'good' friend, role playing scenarios and collaborating in groups. Students will continue to use this knowledge later in the term to identify strategies they can use in solving friendship problems and how they can maintain a healthy relationship.

# YEAR 3+4

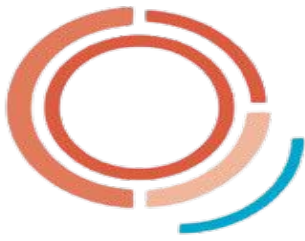
At the beginning of the term, our Year 3 and 4 learners developed their knowledge on different positive traits in a friend and problems that can occur within friendships. As well as, how they can interact positively with others and work cooperatively. They then explored various problem solving strategies through role play scenarios and expanded their understanding on how our reactions can impact others. Students will now be exploring how they can promote health and wellbeing at HHPs.



# YEAR 5+6



Our Year 5 and 6 program focuses on identifying positive and negative traits in friendships and how outside problems can cause us to get to a 3-5 on the feeling chart. Students explored different problem scenarios that can occur outside and identified various strategies to solve the problem. Students have begun looking at how our actions and emotional responses can impact ourselves and others. As well as, choosing the best strategy to solve the problem by looking at the positive and negative outcomes for each.





HARVEST HOME  
PRIMARY SCHOOL

# Science Newsletter

## TERM 2

Welcome back to Science for Term 2! We had such a great start to the year learning about all things related to Biological Science.

### Check out some of our finished projects from Term 1!



### Read what our Science Leaders of 2024 have to say!



This term, we are currently doing Physical Sciences, and we are planning to make an electrical circuit. We have started to learn about how currents work and different types of electricity and energy. I am looking forward to how this unit will turn out.

**Shourya**



This term, we started working on circuits. The scenario given was zombies had invaded the planet. We needed to create a working circuit that provided light to repel the zombies.

**Mouli**



Last term we had lots of fun doing experiments. This term I am looking forward to designing circuits and learning more about them.

**Klein**



I think Science is full of fun things and keeps me interested.

**Ivy-Rose**

## Reminders

If you're in Year 2 - Year 6, remember to bring your device to Science each week!



## Your 2024 Science Teachers

Rachel

Carmen





# PREP

This term in Science, our Prep students are learning all about push and pull forces. Our Prep students began the term by exploring the forces of different toys, and will then look at how different shaped objects such as balls and blocks move.




# YEAR 1+2

In Year 1, students will be exploring forces, and looking at how different objects move according to their shape or size. In Year 2, students have started investigating how sound can be produced as well learning about sources of light.

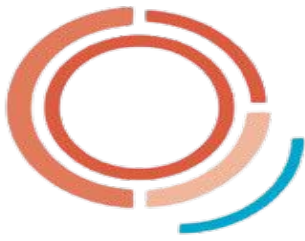
# YEAR 3+4

This term, Year 3 students will be learning about laws of motion, and the role gravity plays in our everyday lives. Year 4 students have been exploring how heat can be produced or transferred. They will also investigate magnets and design a tool that uses magnetic force.



# YEAR 5+6

In Year 5, students have begun looking at light, and how it can be absorbed, reflected and refracted. They will learn about how the human eye perceives light. Year 6 students are learning all about electricity, including different types of energy and how to build a circuit.

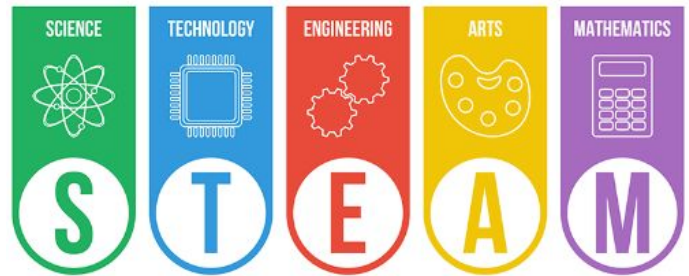
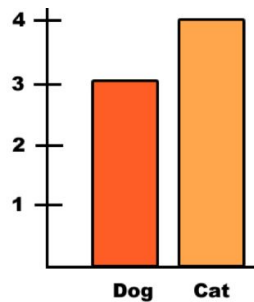



HARVEST HOME  
PRIMARY SCHOOL

# STEAM Newsletter

TERM 2

Welcome back to STEAM for Term 2! It has been a great start back to Term 2 as we investigate how to collect and validate data to create data graphs using digital systems. Later in the term, we will also explore photography!



Your teachers are:



PAUL



CHRISTINA



MIKAELA



ELISA

## Apps

- Draw & Tell
- Numbers App
- Google Sheets
- Google Classroom

## Apps and Resources

Websites to try at home

Yr 1-2:

- [Learn about Pictographs](#)

Yr 3-4:

- [Create your own graph](#)

Yr 5-6

- [Learn about Binary Code](#)
- [Learn about Pixel Art](#)

## Reminders

- STEAM Engagement Club! Years 4-6: 3D Printing every Thursday, second break.



# PREP

In Prep, students are learning to explore data around them. For example, a calendar tells us what day it is, and the clock tells us the time. Data is all around us! We will learn about simple data and also explore creating our own pictographs.

In Media, we will learn about photography. We will learn to take simple photos that are clear and purposeful.



# YEAR 1+2



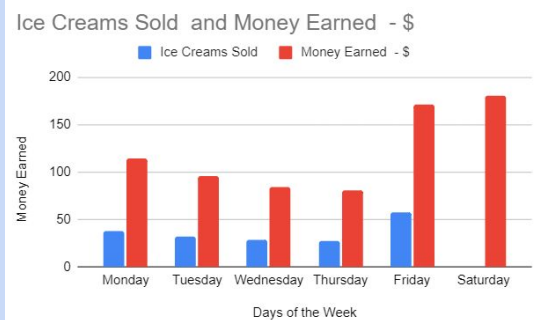
In Year 1 and 2, we will learn how to use digital systems, such as an iPad, to create pictographs and bar graphs while exploring software.

In Media, we will learn about photography. We will explore different types of camera angles, like a close up, and we will make a picture story!

# YEAR 3+4

In Year 3 and 4, we will learn about representing data in different ways, as well as exploring codes and symbols. For example, we will explore how semaphore is used to communicate. We will also explore functions and shortcuts on Google Sheets.

In Media, we will learn about famous photography and camera angles, by working on our own portfolio.



# YEAR 5+6



In Year 5 and 6, students will explore binary code, as well as learn how to collect, sort and process data using functions in Google Sheets.

In Media, we will learn about photo editing. Students will develop skills such as removing a background from an image, using a green screen, among other editing processes.

# CELEBRATIONS

## KAIZEN WINNERS WEEK 1



## KAIZEN WINNERS WEEK 3



Thanks from the Specialist teachers, Paul, Monica, Carmen, Rach F, Julia, Rob, Melissa, Bianca, Elisa, Mikaela, Christina and Louisa