




# Durrong Community Newsletter




Hello Year 1 Families,

Welcome back to another exciting and eventful term in Year 1 at Harvest Home Primary School. We have had a fantastic start to term 3 and we are looking forward to many exciting things to come! This term the students have continued to work on their learning goals and are enjoying new challenges in all areas of their learning.

The following pages will share our focuses for the term in different learning areas. If you have any questions throughout the term, please contact any of the Durrong community teachers.

Kind Regards,  
Megan, Charee, Brittany & Danyaal



1A MEGAN(M,T,W)/BRITTANY (TH,F)

1B CHAREE (M,T,TH,F))/BRITTANY (W)

1C DANYAAL



# READING


This term, students will be learning to infer the traits and feelings of a character in a text by:

- Making predictions based on knowledge of characters
- Discussing how authors use language to describe character traits
- Talking about character's feelings, attributes, motives or actions through text and pictures
- Recognising how a character's feelings have changed throughout the text
- Talking about what has caused a character to feel a certain way
- Discussing how characters could have behaved differently
- Showing understanding of characters and their traits using evidence from text
- Applying the skills to their own texts.



## Levelled Literacy Intervention (LLI)

Throughout Term 3 and Term 4, Fraser will be working with a selection of students in the LLI (Levelled Literacy Intervention) program. This program is used to build reading skills such as comprehension, fluency, and vocabulary.





# WRITING

This term we are focusing on writing narratives. We will begin by exploring traditional fairy tales to further students' knowledge of the features of a narrative. Our aim is for students to create and publish their own narrative.


Students will be following the writing process of planning, drafting, editing and publishing their narratives, which will include characters, settings, a problem and solution.

Within their groups, students will be continuing to work on the following skills:

- Using consistent boundary punctuation such as capital letters and full stops.
- Adding detail to their writing using adjectives and adverbs.
- Rereading and editing their work for grammar and spelling.
- Using the dotted thirds to help with letter formation.
- Using their phonics and OWL word knowledge to spell tricky words.



# PHONICS



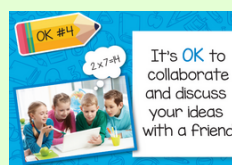
Each week students have sessions dedicated to Phonics based on the needs of the students. Within the Phonics sessions students develop their phonological and phonemic awareness. Jolly Phonics is used within the communities to identify, segment and blend sounds. As students continue to develop their knowledge of letter sounds, they are introduced to alternative spellings for some common sounds, e.g. the 'ay' in 'play' making /ai/.





# NUMERACY

We are going to be looking at a range of numeracy topics in Term 3. Across all areas of numeracy, students are encouraged to display a growth mindset. Students will continue to participate in numeracy challenges which will encourage them to use a range of problem solving skills. Students will continue to be reminded of the 5 OK's.



Within planned activities, students will be focusing on the following skills:

## PLACE VALUE




- Recognise, make, read, write and order numbers to at least 100
- Locate these numbers on a number line

## SHAPE

- Describe 2D and 3D shapes

## TIME

- Tell time to the half hour
- Explain time durations





# PERSONAL AND SOCIAL LEARNING




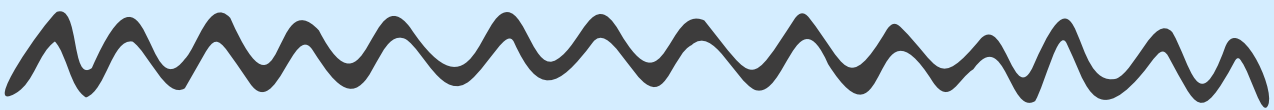
This term, Year 1 will explore Topic 8 of the Resilience, Rights and Respectful Relationships learning resource. The main themes explored in Topic 8 – Positive Gender Relations are:

- What is fair / unfair play? Why do games work well when they are played fairly?
- Being inclusive and gender friendly – boys / girls should not be excluded from particular games due to their gender
- What does unsafe behaviour look like?
- The opposite of unsafe is respectful behaviour. How does it feel when people play respectfully?

This unit is research-based and developed by experts in education and wellbeing, aligned with the Victorian Curriculum. All lessons consider age-appropriate content and language. You can find out more by following this link:

<https://www.vic.gov.au/respectful-relationships>

If you have any questions related to your child's participation, please get in touch with their homegroup teacher.



## Inquiry

In this topic, students will investigate how toys have changed overtime. They will explore different designs and what materials the toys are made from. They will be looking at the features and uses of different toys, through exploration in class and on their excursion at the Museum. Students will develop an idea for a toy, thinking about it's function, how it will work and what materials it will be made from. They will share and communicate their design ideas for their designed solutions, using modelling and simple drawings.



# Year One Home Learning


In Year 1, Home Learning will continue to consist of Take Home reading, Tricky OWL word lists for students to practice reading and a number chart for students to practice their counting goal.

It is recommended that students in Year 1 participate in a minimum of 20 minutes of home learning per day with a family member. Students are to read either their take home book or a book on Reading Eggs or Sunshine Online on a daily basis. Please record the book read each night in their yellow home reader book. After reading, parents are encouraged to discuss the meaning of the books and give your child a deeper, richer understanding of what has been read.

Just a reminder you have access to the following subscriptions. In your child's yellow home reader book you will find the login details to the following websites:



Reading Eggs- [www.readingeggs.com.au](http://www.readingeggs.com.au)  
Sunshine Online- <https://www.sunshineonline.com.au>  
Mathletics- [www.mathletics.com.au](http://www.mathletics.com.au)



Please ensure you are regularly checking your child's current counting goal.




**Harvest Home Primary School Counting Goal Expectations**

Dear Families,

Thank you for working in partnership with our school to support the academic needs of your child. Below you will find a guide to counting expectations that are required at the end of each year level.

Please work on these counting goals with your child as part of the HHPS Home Learning Program. Your child's Numeracy teacher will assess and update their counting goal throughout the term.

Name	Foundation		Year 1	Year 2	Year 3	Year 4
	FW 0-20	BW 20-0	FW 21-42	FW 67-95	FW 89-114	BW 57-24
	BW 2 from 88	10 more/less	5 more/less	FW 3 To 45	FW 10 non-zero	FW 5 non-zero
	FW 4	FW 6	FW 7	FW 8	FW 9	X 4 +4
					X 6 +6	X 8 +8
					X 10 +10	X 5 +5
					X 2 +2	X 3 +3
					FW 2 to 50	BW 10 from 50
					FW 2 to 120	BW 10 from 120
					FW 2 to 180	BW 10 from 180
					FW 2 to 240	BW 10 from 240
					FW 2 to 300	BW 10 from 300
					FW 2 to 360	BW 10 from 360
					FW 2 to 420	BW 10 from 420
					FW 2 to 480	BW 10 from 480
					FW 2 to 540	BW 10 from 540
					FW 2 to 600	BW 10 from 600
					FW 2 to 660	BW 10 from 660
					FW 2 to 720	BW 10 from 720
					FW 2 to 780	BW 10 from 780
					FW 2 to 840	BW 10 from 840
					FW 2 to 900	BW 10 from 900
					FW 2 to 960	BW 10 from 960
					FW 2 to 1020	BW 10 from 1020
					FW 2 to 1080	BW 10 from 1080
					FW 2 to 1140	BW 10 from 1140
					FW 2 to 1200	BW 10 from 1200
					FW 2 to 1260	BW 10 from 1260
					FW 2 to 1320	BW 10 from 1320
					FW 2 to 1380	BW 10 from 1380
					FW 2 to 1440	BW 10 from 1440
					FW 2 to 1500	BW 10 from 1500
					FW 2 to 1560	BW 10 from 1560
					FW 2 to 1620	BW 10 from 1620
					FW 2 to 1680	BW 10 from 1680
					FW 2 to 1740	BW 10 from 1740
					FW 2 to 1800	BW 10 from 1800
					FW 2 to 1860	BW 10 from 1860
					FW 2 to 1920	BW 10 from 1920
					FW 2 to 1980	BW 10 from 1980
					FW 2 to 2040	BW 10 from 2040
					FW 2 to 2100	BW 10 from 2100
					FW 2 to 2160	BW 10 from 2160
					FW 2 to 2220	BW 10 from 2220
					FW 2 to 2280	BW 10 from 2280
					FW 2 to 2340	BW 10 from 2340
					FW 2 to 2400	BW 10 from 2400
					FW 2 to 2460	BW 10 from 2460
					FW 2 to 2520	BW 10 from 2520
					FW 2 to 2580	BW 10 from 2580
					FW 2 to 2640	BW 10 from 2640
					FW 2 to 2700	BW 10 from 2700
					FW 2 to 2760	BW 10 from 2760
					FW 2 to 2820	BW 10 from 2820
					FW 2 to 2880	BW 10 from 2880
					FW 2 to 2940	BW 10 from 2940
					FW 2 to 3000	BW 10 from 3000





# Important Dates



## TOGETHER ON FRIDAYS

PREP - 3 Friday 30th August  
WHOLE SCHOOL Friday 23rd August / 14th Sept



SWIMMING COMMENCES  
Monday 19th August

BOOK WEEK DRESS UP  
Wednesday 21st August

AUTHOR VISIT  
Friday 23rd August

FATHER'S DAY STALL  
Wednesday 28th August

DONUTS WITH DAD MORNING  
Friday 30th August

PARENT / TEACHER INTERVIEWS  
Wednesday 11th September


LAST DAY OF SWIMMING  
Thursday 12th September

TERM 3 FAMILY SHOWCASE  
Wednesday 18th September

YEAR 1 EXPERIENCE  
Thursday 19th September

LAST DAY EARLY FINISH 2:30PM  
Friday 20th September

All of the above important events will be communicated to families via Compass with further information.



The Year 1 Swimming Program which will begin in Week 6 at King Swim on the following dates:

Week 6: Monday 19th and Thursday 22nd August

Week 7: Monday 26th and Thursday 29th August

Week 8: Monday 2nd and Thursday 5th  
September

Week 9: Monday 9th and Thursday 12th  
September

### What To Bring:

- Swimming Bag (separate from school bag)
- Bathers (these can be worn underneath school clothes in the morning)
- Goggles (optional)
- Spare underpants
- Towel



# SPECIALIST TIMETABLE

## TERM 3

### TUESDAY

1A: SCIENCE  
1B: SCIENCE  
1C: STEAM  
(SESSION 3)

1A: VISUAL ARTS  
1B: MINDFULNESS  
1C: VISUAL ARTS  
(SESSION 4)

### WEDNESDAY

1A: MINDFULNESS  
1B: VISUAL ARTS  
1C: PE  
(SESSION 4)

### FRIDAY

1A: PE  
1B: STEAM  
1C: MINDFULNESS  
(SESSION 1)

1A: STEAM  
1B: PE  
1C: SCIENCE  
(SESSION 2)


### REMINDERS

Fruit break: Please ensure your child has at least 1 fruit or vegetable in their lunch box to eat during fruit eating time.

### ABSENCES

If for any reason your child is absent from school, you can explain the absence on Compass or contact the school office on 8468 9000.





# Museum Excursion



This term we had an excursion to the Melbourne Museum, where we got to learn about different toys throughout history, linking to what we are learning about in Inquiry! We had so much fun!







We are having so much fun in  
**YEAR ONE!**

