


Dulap Community Newsletter



Term 2, 2019

Term 2 has so far been an exciting time for the Dulap Community. We are continuing to investigate the expected school behaviours of *Being Respectful*, *Being Safe* and *Being Your Best*. It is amazing how many 'Hero points' students have received in Term one and how many badges students are now accumulating. We have also been revisiting our school values and principles, and what they look like in Year 5.



This Term we are focusing on:

Reading:

- Continuing to pick *Just Right* books, using the 5 Finger Rule
- Continuing to build up stamina during Independent Reading
- Our focus for Reading this term is Summarising.


Summarising for Fiction texts:

Identifying the orientation (characters and setting), event 1 - problem, event 2 - solution and the conclusion

Summarising for Non Fiction texts:

Identifying the 'Big Idea', 3 supporting details that go with the main idea and then writing a four sentence summary

- Building our comprehension skills, Within the text, About the text and Beyond the text questions



This term, students are writing *Persuasive texts* and learning about the following:

-
- PUNCTUATION**
- FULL STOP**

 A full stop is used at the end of a sentence.
 I have finished my homework.
 The cat sat on the mat.
- APOSTROPHE**

 An apostrophe is used to show possession.
 The boy's bag was blue.
 The cat's tail was long.
- CAPITAL LETTER**

 A capital letter is used at the start of a sentence or to name a person or place.
 I am a boy.
 My name is John.
- QUESTION MARK**

 A question mark is used at the end of a question.
 What is your name?
 How old are you?
- COLON**

 A colon is used to separate two parts of a sentence.
 I have two brothers: John and Peter.
 The shop sells many things: books, toys and clothes.
- BRACKETS**

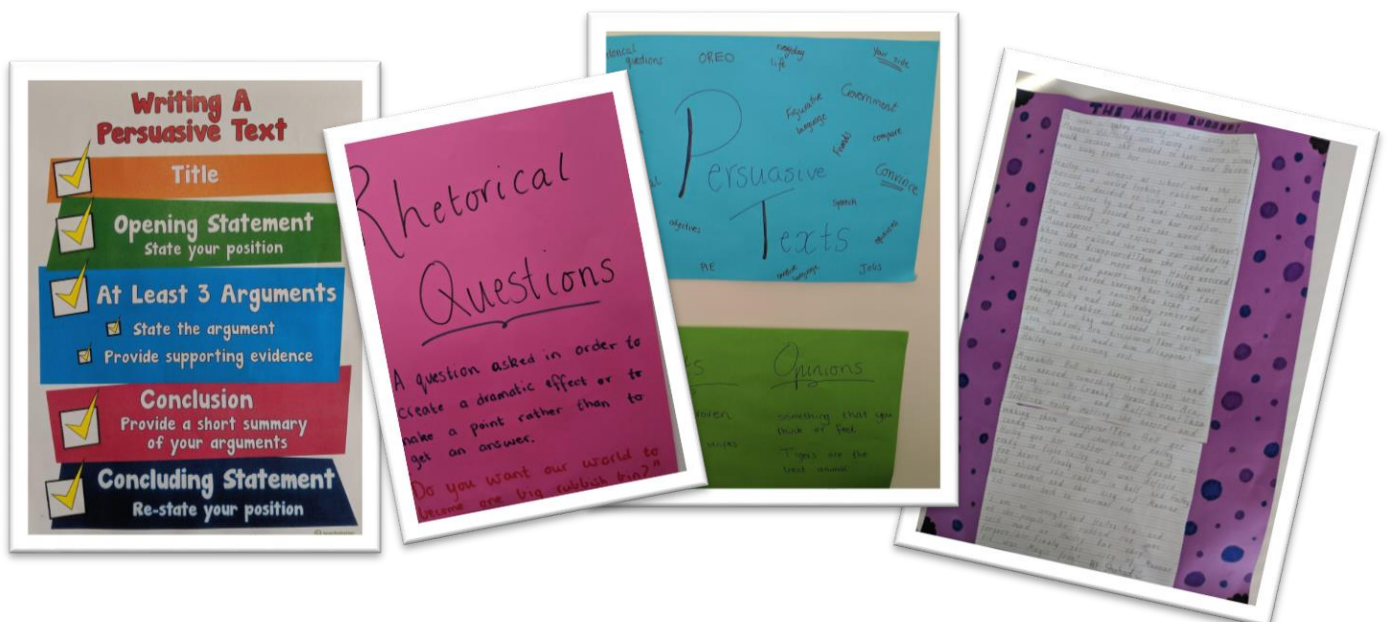
 Brackets are used to group words or phrases together.
 (The cat) sat on the mat.
 I went to the shop (to buy) some food.
- SEMI-COLON**

 A semi-colon is used to separate two parts of a sentence.
 I have two brothers; John and Peter.
 The shop sells many things; books, toys and clothes.
- ELLIPSES**

 Ellipses are used to show that a sentence is unfinished or that something is missing.
 I went to the shop... to buy some food.
 The cat sat on the mat...
- HYPHEN**

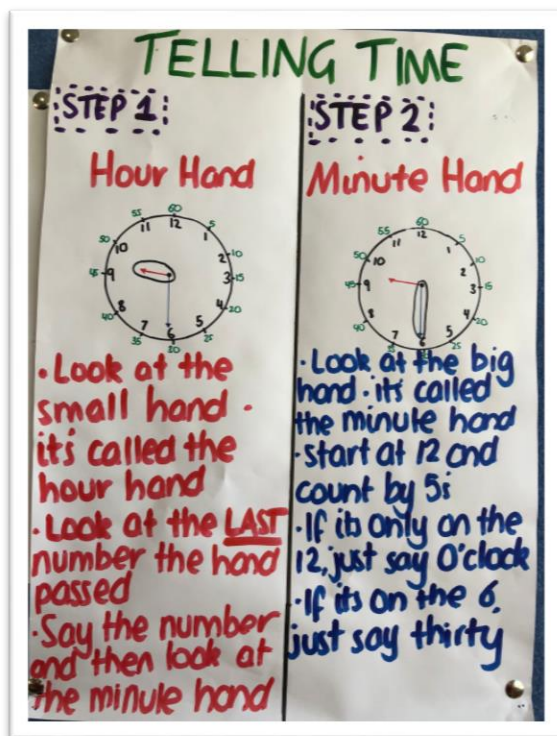
 A hyphen is used to join two words together.
 My mother-in-law is old.
 The cat sat on the mat.
- COLON**

 A colon is used to separate two parts of a sentence.
 I have two brothers: John and Peter.
 The shop sells many things: books, toys and clothes.



Numeracy:

- Number and Algebra- Fractions, Money, Location
 - Measurement and Geometry- Time



Challenge Based Learning (CBL):

Our 'challenge' this Term is to create healthy communities, during CBL students have been looking at different ways to promote physical, mental, social and emotional health to others.

To do this, students have had to learn about all these different aspects of health, so far students have:

- Participated in dance and exercise classes
- Studied the nutritional value of various food labels
- Participated in 'Junior Masterchef', where they had to create their own plate of healthy foods using fruits and vegetables
- Taken part in a meditation lesson



Students have now begun brainstorming ideas of how they can create a healthier community. They will then choose an area they would like to focus on and begin planning and implementing a solution.

Some of the ideas students have come up with are:

- Yoga class
- Fitness club
- Creating a podcast
- Painting class



Education Week:

On Friday 17th May, students came to school dressed up in a costume representing their desired career when they grow up. In Dulap, we hosted a fashion show where students could 'strut' down the aisle showing off their costume. The students thoroughly enjoyed it 😊



Specialist Timetable:

Tuesday - Session 4 - Home Group A - Science, Home Group B - Performing Arts.

Wednesday - Session 5 - Home Group A – PE, Home Group B - Spanish

Wednesday - Session 6 - Home Group A - Spanish, Home Group B - PE

Friday Session 3- Home Group A - Performing Arts, Home Group B - Science

Home Learning Expectations:

It is recommended that students in Year 5 participate in a minimum of 30 minutes of Home Learning per day. Students are to read their take home book on a daily basis and return it **every** day. Please record the book read each night in their diary. **After** reading, parents are encouraged to discuss the meaning of the text with their child to develop a deeper, richer understanding of what has been read.

Being a 21st Century learning school, we have school and home access to some exciting online programs to support the curriculum. In your child's diary, you will find the login details to the following websites:

- **Reading Eggs**- www.readingeggs.com.au
- **Wushka**: www.wushka.com.au
- **Mathletics**- www.mathletics.com.au
- **Spellodrome** www.spellodrome.com.au



There may be certain instances where unfinished class work will be sent home to be completed. Projects or oral presentations may need to be worked on at home but we will provide more information if this is the case.

If for some reason your child is absent from school, you can explain the absence on Compass or make contact with the school on **8468 9000**.

If you have any questions, please do not hesitate to email one of us via Compass, or call the office to arrange a time to pop in for a chat.

Kind Regards,

Christina, Tanyel and Alex

Year 5 Community Teachers

