

2020 Term 1

# Dance, Drama, Music and Media



## Foundation

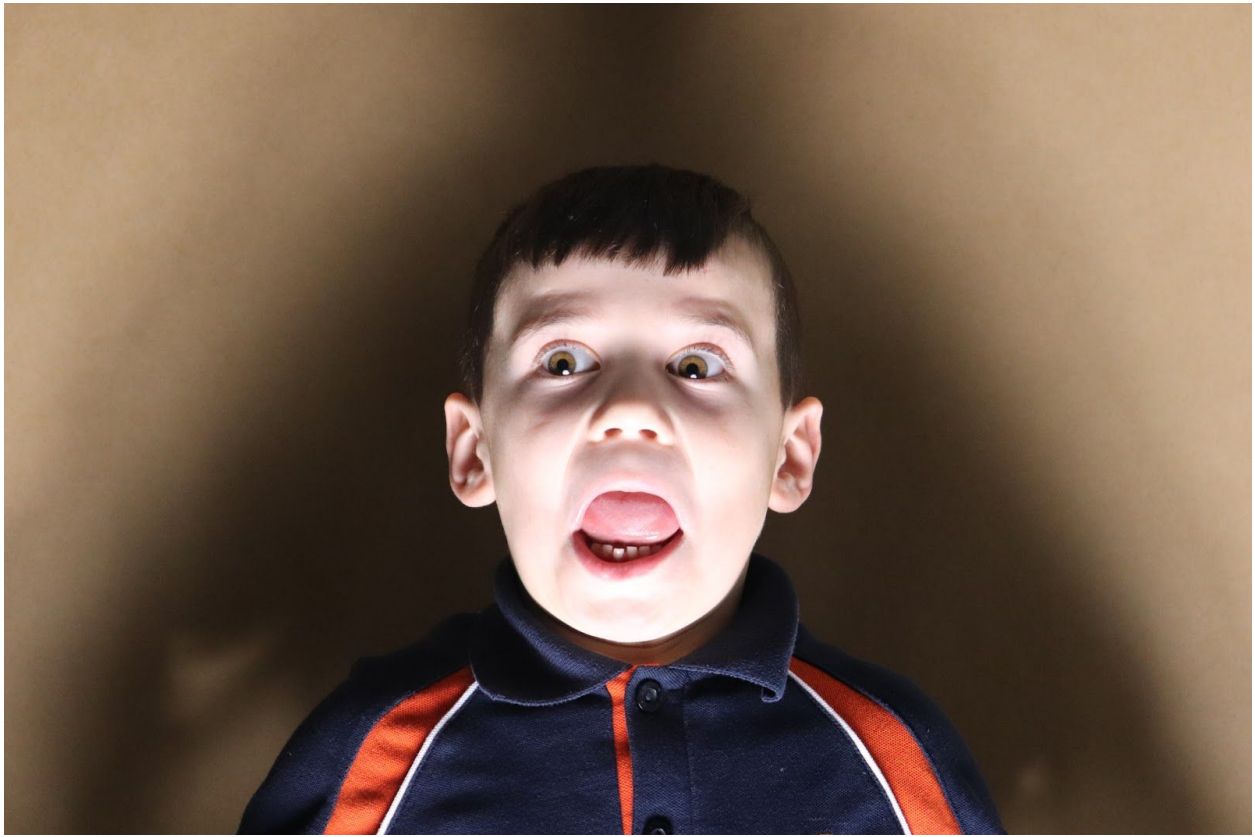
This term, and for the rest of the year, our focus in prep will be a holistic Performing Arts program designed to both introduce the youngest members of our community to Performing Arts and help with their transition into school life. We'll be dancing, singing, drumming and acting along with more relaxed activities such as "Starfish Listening" a music based meditation activity designed to engage our brains for learning and expose us to types of music we might not hear elsewhere.

---



## **Years One and Two**

Beginning with a bang in 2020 Years One and Two will be exploring dance and how we can use movement to convey ideas and emotions. We'll explore many different styles of dance through both physical experimentation and interpretation of works performed by others. We'll examine how different cultures use dance both traditional and contemporary.



### **Years Three and Four**

Taking inspiration from the world of clowning this term is focused of character in years Three and Four. We will spend our time creating a character from the ground up looking at how they walk, talk and interact with others before putting them in some interesting situations and seeing how they react.



## **Year Five**

Documentary is our focus this term in Year Five. The how and why of the nonfiction side of media. We will explore how documentaries are crafted from scripting to editing and why documentary doesn't always mean perfectly true. If we have time we might even delve briefly into the world of mockumentary.

## **Victorian State School Spectacular**

The long road to the VSSS has begun with our team heading out on March the 3rd to the first rehearsal. We have 16 excited Year 5 and 6 students ready to join another 1200 students from across Victoria in the Mass Dance team 2020.

# PHYSICAL EDUCATION



## TERM ONE

Term 1 Physical Education has continued to challenge and engage our Harvest Home students to the best of their ability. Allowing our students to improve a little bit more each day. Tournament Tuesdays are will begin in week 6 with our Year 3-6 Hot Shots Tennis competition filling up the stadium. We even had a visit from the Carlton Football Club! Four players came out to meet our students and everyone really enjoyed them running us through some skills and drills. We even got to take plenty of photos with our excited students.



National Ride to school Day is on the 13<sup>th</sup> of March, Harvest Home will be celebrating this day by encouraging all students to ride to school and will be having a lap-athon set up on the school oval. The PE team will be awarding prizes throughout the day.

The Kirrip, Durrong, Wurun, Galada, Dulap and Balam Communities (Prep - Year2) have been continuing to develop their locomotive motions and transitions between movements, whilst engaging in minor games such as 'Muscle Freeze' and cooperative relays

Our junior communities have also focused on the fundamental motor skills involved in Basketball and Cricket, such as bouncing/dribbling, catching, throwing and striking.



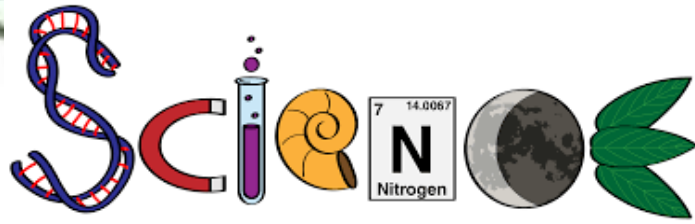
The Tamboore, Matong, Killara and Yiaga communities (Years 3-6) will be continuing to learn the importance of fitness and maintaining a healthy lifestyle. Students will be performing and completing a range of fitness tests focusing on the fitness components of speed, power and strength. Cricket and Basketball will be a big focus this term, familiarising themselves with the different positions, playing styles, rules and game play.



Preparing our students for the school and district Cross Country carnivals will be a strong focus as well as developing our senior student's skills and knowledge for future interschool sports competitions.

Kind regards,

Jason and Anthony  
Physical Education Team




**Welcome back to Term 1, the Biological Sciences!**



**- 'The Science of Living Things' -**

This Term our **Foundation** students are learning about what all living things 'do' and 'need' to stay alive! So far we have learnt about the difference between 'wants' and 'needs' in the context of packing our school bag – What is something we need to survive? What is something we would like but don't need? After this, our Foundation students will discover the seven things that all organisms do – say hello to MRS GREN!

**Years One and Two** students are delving into the world of the Linnaean classification system for animals. **Year One** students are learning about how we can group animals based on their features and habitats, and discovering how living things grow, change and have offspring similar to themselves.




Meanwhile, **Year Two**

students are using their knowledge of mammals, amphibians and reptiles from last year to assess the impact of environmental changes on animals living in natural environments, and how this can cause animals to become endangered.

Term 1 sees the **Year Three** students on a journey of discovery into the



secret life of plants – why do some plants have large, bright green leaves and others have spines? Students will learn the plants' secrets to survival through structural adaptations in leaves, seeds and flowers. For example: Which bird has a beak long enough to pollinate the day lily's tubular flowers?



**Year Four** students are learning about the interconnected roles of different organisms in food webs, such as producers, consumers and decomposers. They will assess the cascade effect of removing an organism (due to habitat loss, poaching or over consumption) on the energy flow of an ecosystem.



**Years Five and Six** students are applying their knowledge of adaptation and of the world biomes to the wonderful world of plants, identifying structural and behavioural adaptations in response to a stimulus. Students are designing a STEM investigation to demonstrate a plant tropism, such as phototropism, which is response to light.

**Science Teachers Monique & Amy**

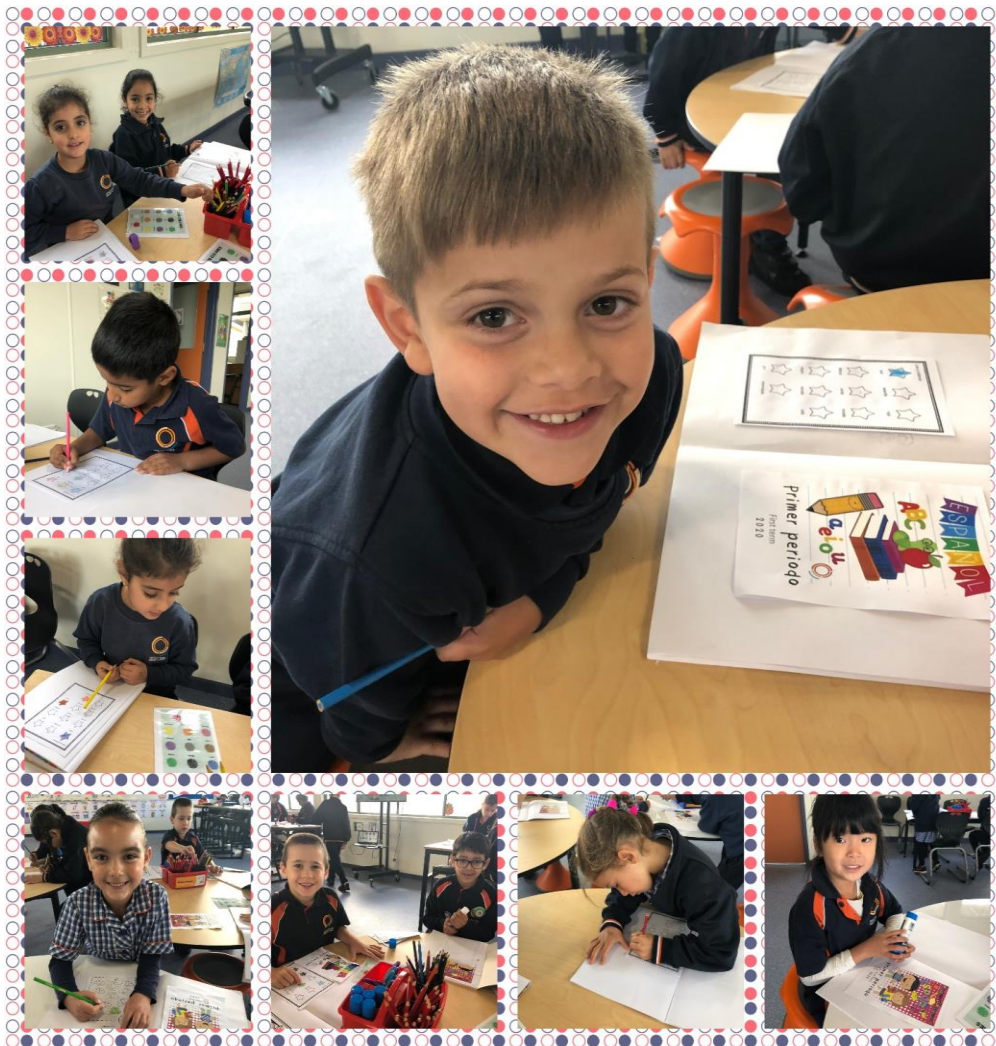


# ESPAÑOL

The Spanish program has completed its first year at Harvest Home Primary School! We are very proud to see our students' interest grow to keep learning Spanish.


It is great to see our students' brain gear going in new directions to grasp the language.

During this first term, students in Foundation to Years 2 are learning to identify and use basic vocabulary words related to greetings and farewells in Spanish: *Hola, Buenos días, Hasta mañana, adios*; and colours in Spanish including *rojo, azul, amarillo, verde, negro, blanco, morado*. We are introducing story-telling activities for *Olivia y los pajaros* (Olivia and the birds). Students are getting into the habit of responding to basic class instructions in Spanish such as *vamos, para, repite por favor, levantate, sientate, abre el libro, recortar, colorear y pegar*. Students are participating in simple games, songs and rhymes such as *¡Buenos días amigos! Los Colores, Hockey-pokey, La Lechuga, Cabeza - hombros - rodillas y pies*, and one of our favorites to play: *¡Congelados!*





From Years three to six this term we have kicked things off by re-visiting and refreshing learning from the previous year. Students have been practising using greetings and farewells including *buenos días, buenas tardes, buenas noches, hasta mañana, hasta luego and hasta pronto* and vocabulary related to classroom procedures such as asking to go to the toilet *¿puedo ir al baño?*, asking for a tissue *¿puedo tomar un pañuelo?*, and asking for a drink *¿puedo tomar agua?*



Years 3 have specially been learning *las palabras magicas* or 'magic words' to convey respect when communicating with others. Some of *Las palabras magicas* they are learning include *por favor, gracias, buenos días, perdón and puedo* or 'please, thank you, good morning, sorry and can I'.

Years 4 have been building on their ability to count to 20, encouraging the use of *once, doce, trece, catorce, quince, dieciseis, diecisiete, dieciocho, diecinueve* and *veinte*. They have been working hard on making statements about *La fecha* (the date) and they will be starting an exciting project on *el clima* (the weather).

Years 5 and 6 have been learning to make statements about the date or *la fecha* using *los días de la semana* (days of the week) and *los meses del año* (months of the year). We are building on this learning by investigating seasons, climate and clothing as well.

### Spanish leaders

This year we have two fantastic Year 6 *Lideres de Español*, or Spanish leaders, Mannat and



Sendita. Our Spanish leaders are responsible for communicating our *frase de semana* (phrase of the week) at Together on Fridays. They will keep sharing a different *Frase de la Semana* (phrase of the week) each week to share useful Spanish phrases that are not always taught during class time. For instance, during the very first week, we have shared phrases such as: *Te quiero* (I love you), *Lo siento* (I'm sorry), *Tu puedes* (you can do it), *Claro que si* (Of course)...keep an eye on the Spanish room door to learn more phrases of the week.





## Spanish fiesta

Boy oh boy, we have our very first Spanish Fiesta to announce!

We have been working very hard to make our Fiesta day unforgettable for everyone in Harvest Home PS. We are very excited to invite all of our students to participate in our Fiesta day: **March 20<sup>th</sup>**.

We will be holding hosting some terrific Cumbia rhythm and dance workshop, plus a live Latin American music performance! Students will have a chance to practice and learn Cumbia rhythm and dance through musical and movement games and exercises. They will have hands on experiences learning with a variety of percussive instruments. This experience is also an approach to learning from diversity, working in groups and cultural awareness.

We are so lucky to have one special day to celebrate Spanish speaking cultures from across the world. More information will be communicated through Compas in the coming weeks. Get ready to party Spanish style!

## Spanish resources

We love to see our parents and students asking what sort of things they could do at home to keep learning Spanish. We would love to take this amazing opportunity to share some of the resources to support our children learning Spanish at home.

Free help with translating and correct pronunciation in Spanish, including handy videos	<a href="https://www.spanishdict.com/">https://www.spanishdict.com/</a>
Download free Spanish resources for all ages	<a href="https://spanishmama.com/downloads/">https://spanishmama.com/downloads/</a>
Calico Spanish for Kids: videos for key Spanish phrases with clear visuals	<a href="https://www.youtube.com/user/kidsimmersion/videos">https://www.youtube.com/user/kidsimmersion/videos</a>
Canticos - beautiful nursery Rhymes in Spanish & English	<a href="https://www.youtube.com/channel/UCFJJziTVsiIVSyRKvXHX37g">https://www.youtube.com/channel/UCFJJziTVsiIVSyRKvXHX37g</a>
Super Simple Songs - great collection of kids songs	<a href="https://www.youtube.com/channel/UCyY3Wd5x85o8AKXjYSoxFAQ">https://www.youtube.com/channel/UCyY3Wd5x85o8AKXjYSoxFAQ</a>
Rockalingua - collection of Spanish songs, videos, worksheets and games for making Spanish for kids fun	<a href="https://rockalingua.com/">https://rockalingua.com/</a>

We hope you have enjoyed our First Term Spanish newsletter.

iAdios amigos!

Leidy & Sarah



# Visual Arts at Harvest Home

Term 1, 2020



## Term One

What a wonderful, exciting and colourful start we have had to 2020 in the Visual Art Studio at Harvest Home! The Visual Art teachers Sarah, Melissa and Stephanie are enjoying all the fun creations we have been making with the students so far this year! The junior school students began their 2020 art journey by exploring organic shapes. We came together to create a wall of organic designs that express our individuality, but also to demonstrate that we fit together as a whole – which perfectly expresses our sense of community here. Individually we are all unique, as you can see by these quirky bright creations adorning our Art Studio walls and together, we have an impact!

We are looking forward to a fun year of creativity and expression in the Art Studio exploring many different artists, styles, techniques and art from other cultures!



*Collaborative junior school artwork - organic shapes*



## Colour theory

The Year 2's are doing drawing this term. They have been exploring how colour is used in Art to convey emotion, working in soft pastels to express how they felt on that particular day.

The students explored how colour can capture mood or feeling. At the same time students are learning to apply and manipulate soft pastels working to blend and colours, outline and accentuate with line.



*Soft pastel artworks exploring emotions*

## Japanese joge-e two way drawings

The Year 3's and 4's are doing mixed media works this term and have began by creating amazing two way drawings inspired by the Japanese art of Joge-e. They worked hard to use line and form to develop an under-drawing of a face that can be viewed either way up. The students then painted their joge-e heads using watercolour with some great results.



## Manga and Anime

The Year 5's and 6's are focusing on painting this term, and started with the process of learning how to draw in Manga style, creating their own individual characters to be painted in watercolour on cartridge and with acetate on acrylic. They have learnt how the proportions of the face differ when creating a Manga style character portrait compared to drawing in a realist style. They are also learning and revisiting how to mix a flesh tone with acrylics, and how to lighten and darken to shade certain areas of the face and neck based on a light source. The Year 5's are revisiting the correct application of watercolour, and how to achieve the desired effect without flooding or bleeding occurring in the work. The students are learning and practicing lots of drawing and painting skills, but also having fun and being creative too!



And finally, a reminder to all parents to ensure their child has some kind of art smock, or an old (but reasonably thick) t-shirt to cover their uniforms to protect it from paint, pastels and other materials that may mark or stain their uniforms. And, if you are still reading newspapers the old fashioned way, we welcome any donations you may be able to bring in as we regularly use newspapers to cover the tables during messy classes! Many thanks to those parents who recently dropped newspapers off to the front office for us – it's greatly appreciated!