



Harvest Home Primary School

18th of May 2017

Prep Community Newsletter

Dear Parents and Students,

What a wonderful start to Term 2 !

The students have settled back into the school routine beautifully and the teachers are very proud of their progress so far. Thank you to all family members and students whom attended Three-way conferences. It was so lovely to see our children articulating their learning and discussing their goals.

We hope you enjoy reading the newsletter.

From the Kirrip Community Teachers.

REMINDERS

- READING SATCHELS MUST BE BROUGHT TO SCHOOL EVERY-DAY!
- PLEASE ENSURE ALL CLOTHING ITEMS AND HATS ARE CLEARLY LABELLED WITH YOUR CHILD'S NAME.
- SCHOOL BEGINS AT 8.50AM. PLEASE BE ON TIME TO ENSURE YOUR CHILD IS NOT MISSING OUT ON VALUABLE LEARNING.
- PLEASE ENSURE YOUR CHILD ATTENDS SCHOOL WITH A JUMPER/JACKET AS THE WEATHER IS BECOMING COOLER.

Teach
Love
inspire

TEACH
encourage
instruct
MENTOR
PRAISE
influence
GUIDE
INSPIRE

GETTING TO KNOW THE PREP TEACHERS

Teacher: Jacinta

Favourite colour: Pastel pink

Favourite food: Lasagne

Favourite childhood book: Rainbow Fish

Something exciting: I'm going to Thailand over the June/July holidays!

What you love about teaching: "I love seeing the children's faces light up and get excited when they learn something new".

Teacher: Sarah

Favourite colour: Pink

Favourite food: Turkish bread with dip, and lasagne

Favourite childhood book: Big Sarah's Little Boots

Something exciting: I'm getting married next weekend!

What you love about teaching: "I love seeing the children's smiling faces as they come to school and helping them to learn as much as they can".

In the Kirripi Communities this term we have been learning about how to be safe and cool on the way to school as well as who keeps us safe in the community. The preps were lucky to have 2 special visitors come and talk to us about how they keep us safe in the community.


Our first visitors came from the Epping CFA. They spoke about how to keep safe in the case of a fire emergency and showed the preps their uniform and fire engine. The preps enjoyed practicing the stop, drop and roll technique in the community hub. They also learnt that we dial 000 in case of an emergency. The fire fighters were amazing and the preps loved every minute of it.

Our second visitor was a lovely paramedic named Daryl. He spoke about what a paramedic does if someone is hurt and showed us how they take someone into the ambulance with a stretcher. The preps had a chance to go into the ambulance and see what was inside. They were also lucky enough to hear the siren. The preps had a blast!

It has been an eventful term with some pretty amazing visitors coming in to talk to the preps all about safety. We thank those who have come to chat with the preps and congratulate the preps on showing the Harvest Home values of being respectful, safe and their best for both visits.

LANGUAGE EXPERIENCES

This term in the Kirripi Community the students have been taking part in some language experiences. We have covered picnics, the zoo, parties, the kitchen, camping, the café and gardening. The students have been able to see and talk about items associated with each theme and produce some writing or pictures about what they have learnt. The students have enjoyed talking and role playing during these experiences. It has been an exciting start to language experiences and a great way to build vocabulary!



Important Dates:

22nd- 28th of May is Book fair

11th of June is a public holiday- Queen's birthday

The last day of school will be Friday the 29th of June and the students will finish at 2.30pm

On the 31st of July, Term 3 students will be celebrating their 100 days of school. The students and the teachers will be dressing up as though they are 100 years old. (More information will be given out in the coming weeks)

CHALLENGE BASE LEARNING

This term in CBL (Challenge Based Learning) the students have been learning about road safety. Students have been discussing the use and importance of traffic lights and road safety signs. The students have also been practicing crossing the road safely – ensuring they stop, look, listen and think before crossing and only cross when the pedestrian lights are green.

The students have also been learning about people

who keep them safe in the community and we have been fortunate enough to have had some of these people visit the school such as, the RACV, CFA and Ambulance Service.



SWPBS

This term Prep students have learnt how to make friends by speaking respectfully to one another. The children practised saying kind words to a new friend in their community. All students were friendship explorers and enjoyed getting to know the person they were paired with.

We also discussed ways of inviting people to play ...

- Would you like to play with me?
- Can I play with you? Your game looks like fun!
- Why don't you come and play with us!

This week we have learnt about Resilience and different strategies we can use to build resilience so that we don't ever give up!

READING


During Term 2, students will be exposed to a variety of Fiction and Non-Fiction texts. They will be learning a range of decoding strategies including:

- Getting their mouth ready to say the first sound in a word.
- Thinking about what makes sense.
- Stretching through the word to say the sounds.
- Thinking about what 'looks' right.
- Making good guesses.
- Reading on for meaning.
- Using the pictures.
- Finding smaller words within big words.

Students will continue to build comprehension skills through:

- Making predictions before, during and after reading a text.
- Asking questions and sharing their wonderings.
- Discussing new vocabulary / interesting words.
- Learning the conventions (punctuation).
- Identifying important parts of the text (main ideas).

Students complete two Purposeful Reading Activities every day, which include alphabet and sounds, OWL words and word/sentence building, Guided Reading and Independent/ Buddy Reading. These activities target the individual needs of our students and provide an enriching experience to develop their Literacy skills.



NUMERACY

During numeracy this term the prep students have been focusing on learning about two key math areas, which are shape and number-partitioning.

Partitioning

Whilst learning about partitioning we have continued to use the Back to Front numeracy design. The prep students have been focusing on partitioning numbers, which is to divide a number into parts. Each week we have been focusing on partitioning a different number. For example, this week we have been working on partitioning the number 7 and finding the different parts of 7, i.e 3 and 4, 5 and 2. To learn this new concept students have been completing a range of engaging tasks using concrete materials such as unifix blocks and counters.


The students have also completed problem solving tasks to help take their new partitioning knowledge and apply it to solve problems. For example, students have been given the problems such as, 3 and ___ makes 7 and there are 5 children, how many are boys, how many are girls?

Shape

The preps this term have been focusing on naming, sorting and describing two-

dimensional shapes, such as triangle, square, circle, rectangle. Students have been involved a number of engaging activities to learn all about different shapes, including games such as 'Guess my shape' where students have to guess a shape based on information given to them such as the shape has 4 sides.

We will continue to work on learning about shape and partitioning numbers as the year continues on.



HOW TO SUPPORT YOUR CHILD AT HOME...

As Literacy is one of the most important skills for student's personal growth, culture and development it is important that children are reading and writing at home. Below are ideas and ways to help encourage your child and help their confidence and skills to develop as readers and writers.

To help children write at home and become confident when stretching out the sounds heard, children could help you to write a shopping list, birthday cards, thank you letters, journals as well as writing out their daily thoughts and ideas.

Reading is incredibly important for our young learners and there are many strategies to help support and develop their skill set. These include:

- Before reading a book talk about the illustrations and title, predict what you think may happen in the book based on the information on the front cover.
- During reading encourage your child to point to the words, so they are able to keep track of where they are up to and help support them when stretching out words.
- Allow students to use the pictures to help them with meaning and solve new words.
- Encourage children to use their knowledge of letter blends and jolly phonics when stretching out sounds.
- When you are listening to your child read, listen to see if what they are reading makes sense and if not ask them to go back and reread the sentence to determine whether it makes sense.
- After reading ask your child questions in order to build comprehension (understanding) of texts, such as what was your favourite part of the story? What happened when...? How did you know that...? How did the story end? Taking time for discussions at the end of a text is vital to ensure children are understanding what they are reading.

This term we have been learning about partitioning and 2-dimensional shapes, some ideas to help at home may include:

- Asking your child to show you different ways to make a number between 1-10 using counters or objects from around the house. Encourage children to talk to you and explain why they are doing. E.g. I am getting 3 counters and 3 blocks because I know that 3 and 3 make 6.
- Ask children to see if they can locate some 2-dimensional shapes around your home, what shapes can they see? How do you know it is a ...?
- Children could create mini books about shapes or numbers where they show you their learning, or I have books where children give you clues about a number or shape and you are required to guess the number or shape. E.g. I am 1 more than 10 or I have 3 sides.